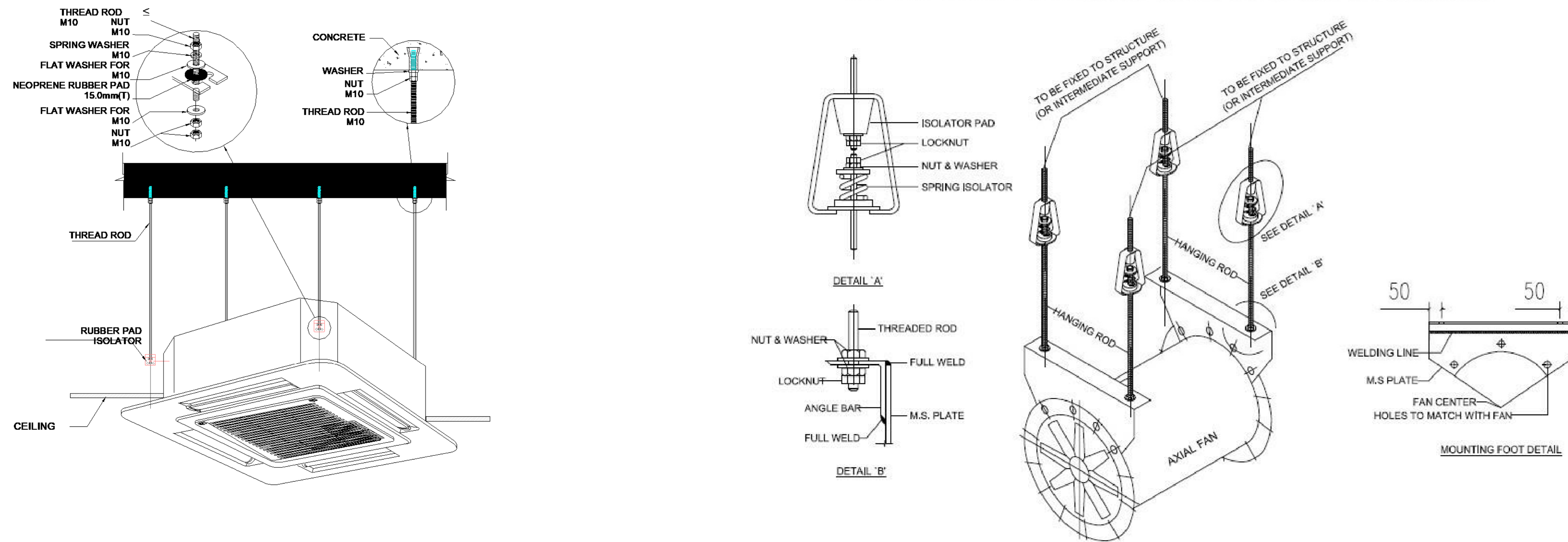
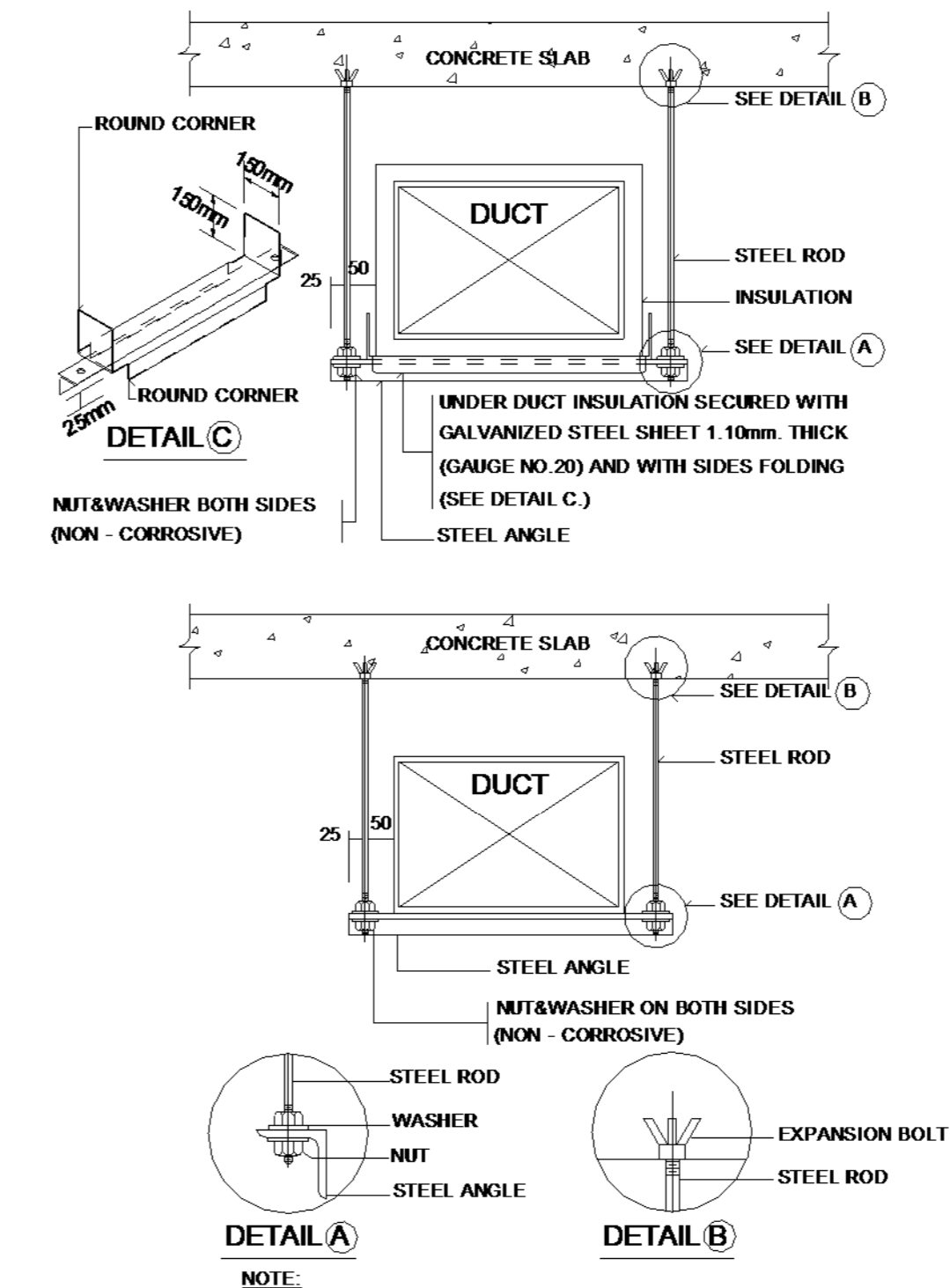


TYPICAL INSTALLATION OF ROOF SUSPENDED AXIAL FAN



DUCT HANGER AND SUPPORTS



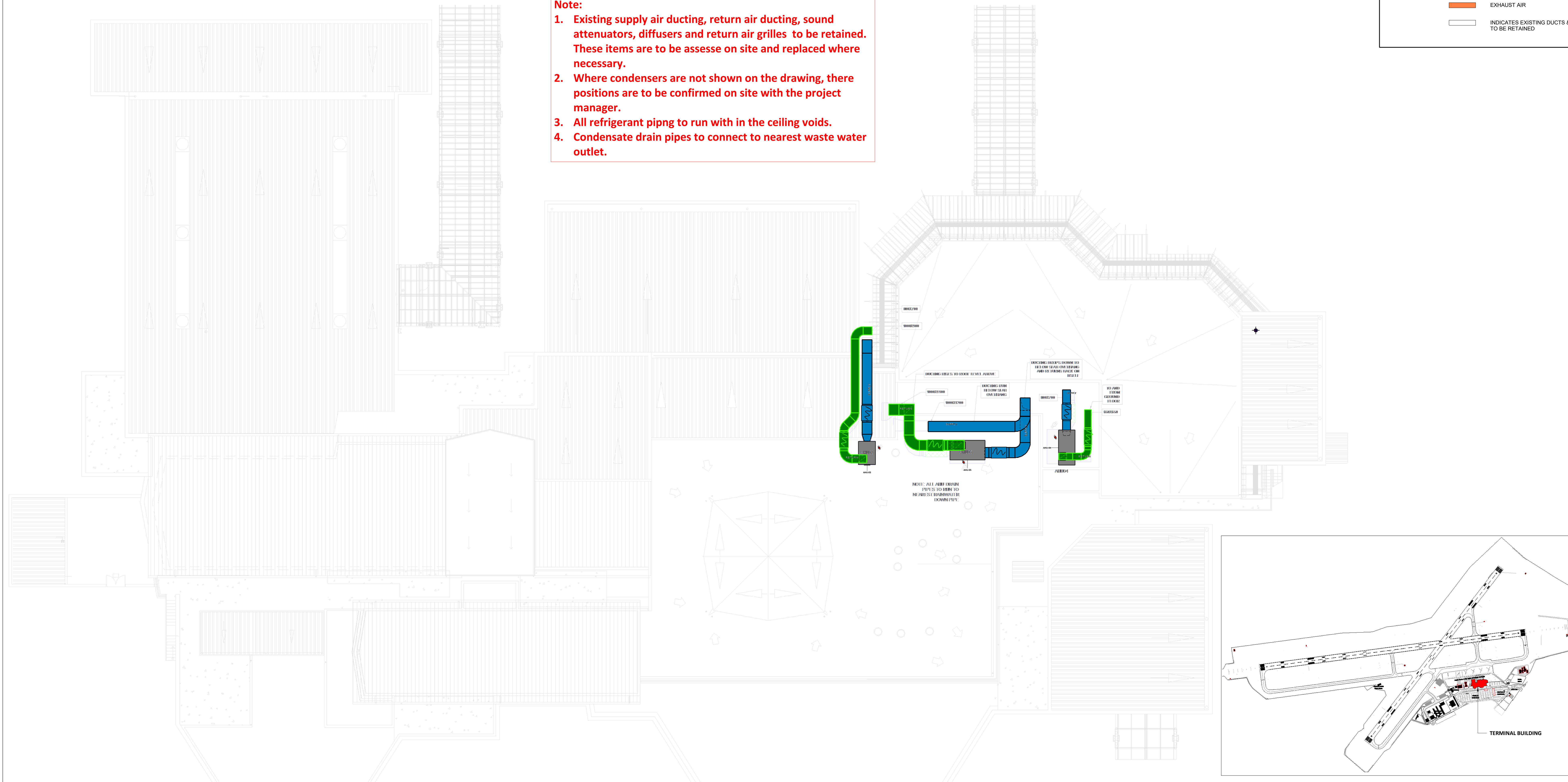
LEGEND

GENERAL	
	ISOLATOR ( 3 PHASE )
	ISOLATOR ( 1 PHASE )
AIR TERMINALS	
	DISC VALVE (EXHAUST)
	WEATHER LOUVER
	Ø250mm CRD SUPPLY DIFFUSER
	RETURN GRILLE
MECHANICAL EQUIPMENT	
	ODU (CONDENSOR UNIT)
	ODU (VRF UNIT)
	AXIAL FAN
	MIDWALL SPLIT UNIT
	CEILING CASSETTE UNIT
REFRIGERANT PIPING	
	GAS LINE
	LIQUID LINE
DUCTING	
	SUPPLY AIR
	RETURN AIR
	FRESH AIR
	EXHAUST AIR
	INDICATES EXISTING DUCTS & TO BE RETAINED

- NOTES:**
- ALL WORKS TO BE EXECUTED STRICTLY IN ACCORDANCE WITH THE HEALTH AND SAFETY ACT, ACT 85 OF 1993 AS AMENDED.
  - THE CONSTRUCTION REGULATIONS SHALL BE ADHERED TO IN THE EXECUTION AND PLANNING OF WORKS.
  - WORKS SHALL BE CONSTRUCTED IN ACCORDANCE WITH APPROVED SHOP DRAWINGS.
  - SHOP DRAWINGS SHALL BE ISSUED FOR APPROVAL A MINIMUM OF 14 DAYS PRIOR TO CONSTRUCTION COMMENCEMENT, SUCH SHOP DRAWINGS SHALL BE COMPLETED WITH THE ASSISTANCE OF THE MAIN CONTRACTOR AND VARIOUS TRADES AS REQUIRED TO ENSURE CO-ORDINATION PROVISIONS ARE MADE.
  - THIS DRAWING SHALL NOT BE SCALED, FIGURED DIMENSIONS ONLY SHALL BE USED.
  - THE PROVISION OF SIGNAGE AND INSTALLATION OF EXPOSED SERVICES SHALL BE IN ACCORDANCE WITH ARCHITECTS DRAWINGS.
  - EXPOSED SERVICES COLORS SHALL BE TO ARCHITECTS SPECIFICATION, CLIENT SPECIFICATION AND NATIONAL STANDARDS.
  - THIS DRAWING IS TO BE READ AND WORKS ARE TO BE EXECUTED IN ACCORDANCE WITH THE RELEVANT PROJECT SPECIFICATIONS, ENGINEERING CODES AND GOOD ENGINEERING PRACTICE.
  - PIPING SHALL BE SABS 62 MEDIUM WEIGHT. PIPING DIAMETER 200 AND LARGER MAY BE SABS 719 4.5.
  - PIPING Ø65mm AND ABOVE SHALL BE WELDED, FLANGED OR CLAMON COUPLED, PIPING BELOW Ø65mm SHALL BE BS SCREWED; ALL IN ACCORDANCE WITH PROJECT SPECIFICATIONS, NATIONAL REGULATIONS AND GOOD ENGINEERING PRACTICE.
  - PIPING INSULATION ON PIPING Ø200mm AND ABOVE SHALL BE HIGH DENSITY POLYSTYRENE, 30mm THICK, PIPING INSULATION ON PIPING BELOW Ø200mm SHALL BE HIGH DENSITY POLYSTYRENE, 25mm THICK.
  - MYLAR SHEATH VAPOUR BARRIER TO BE EMPLOYED.
  - ALL CHILLED PIPING IN ACCESS FLOOR VOID AND CEILING VOID TO BE INSULATED AND CLAD IN GALVANISED SHEET 0.6mm.
  - ALL EXPOSED CHILLED WATER PIPE AND CONDENSATE DRAINS IN CORRIDORS AND PASSAGES TO BE IN A BRUSHED STAINLESS STEEL CONDUIT.
  - ALL PIPING AND TO BE INSULATED AND CLAD IN SHINY STAINLESS STEEL 0.6mm.
  - PIPING SUPPORTS SHALL BE PROVIDED AT ALL CHANGES IN PIPING DIRECTION AND AT A MAXIMUM SPACING AS INDICATED IN THE PIPING SUPPORT TABLE BELOW.
  - "ROUGH-IN" (TACK AND LOOSELY SUPPORT) ALL PIPING AND FITTINGS FOR THE APPROVAL OF THE ENGINEER PRIOR TO FULL WELDING AND FIRM FIXING.
  - ALL DISCREPANCIES BETWEEN THIS DRAWING AND ACTUAL SITE CONDITIONS SHALL BE BROUGHT TO THE ATTENTION OF THE RESPONSIBLE ENGINEER.
  - FIRE STOPPING SHALL BE PROVIDED AT ALL FIRE BARRIERS AND FIRE WALLS BY THE RESPONSIBLE FIRE PROOFING CONTRACTOR.
  - THE APPROVAL OF THE STRUCTURAL ENGINEER SHALL BE SOUGHT FOR ALL PIPING SUPPORT METHODS WHERE STRUCTURAL FIXING IS EMPLOYED.

**Note:**

- Existing supply air ducting, return air ducting, sound attenuators, diffusers and return air grilles to be retained. These items are to be assessed on site and replaced where necessary.
- Where condensers are not shown on the drawing, their positions are to be confirmed on site with the project manager.
- All refrigerant piping to run with in the ceiling voids.
- Condensate drain pipes to connect to nearest waste water outlet.



1 ROOF SCALE 1 : 150

2 KEY-PLAN SCALE 1 : 5000

T	2025-05-19	PS	ISSUED FOR TENDER
NO.	DATE	BY:	DESCRIPTION
REVISIONS:			
100 MANDULO STREET NEWTON PARK FORT ELDORATH TEL: 041 - 792 9800 E-MAIL: P@CARIFRO.COM			
4 BELGRAVE ROAD SOUTHERNWOOD EAST LONDON TEL: 041 - 792 9800 EMAIL: E@CARIFRO.COM			
CLIENT:			
AIRPORTS COMPANY SOUTH AFRICA			
PROJECT TITLE:			
ACSA EAST LONDON HVAC			
DISCIPLINE:			
MECHANICAL			
DRAWING TITLE:			
TERMINAL BUILDING ROOF HVAC LAYOUT			
DESIGNED	DRAWN	APPROVED	
Designer	Author	Approver	
SCALE:	COPYRIGHT PROTECTED	DATE:	REV:
As indicated		2024-06-18	T
Drawing number: 2413-M-HVAC-TB-03			
project status: TENDER			