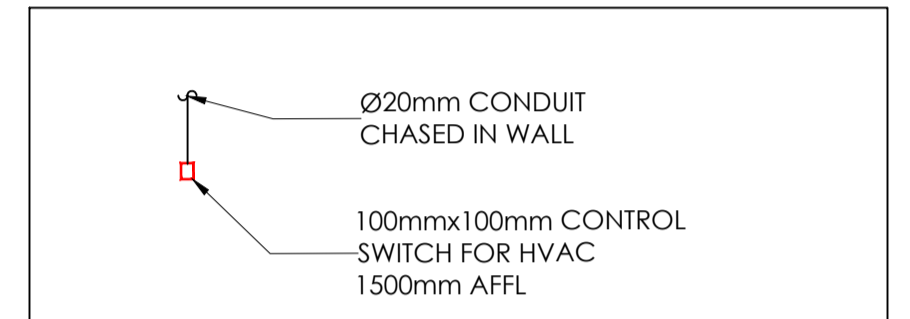
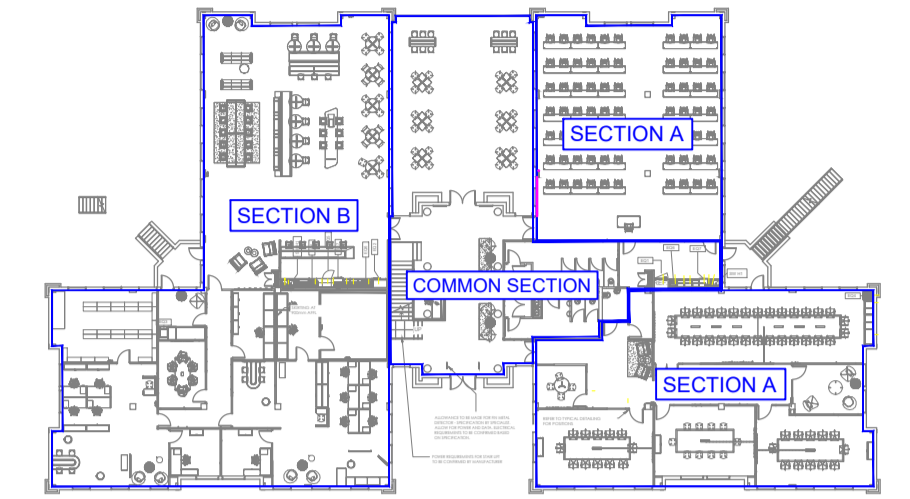


CIRCUITING

A- CIRCUIT NUMBER
B- DB NAME

POWER SKIRTING TO BE AT FLOOR HEIGHT UNLESS OTHERWISE SPECIFIED ON PLAN.
COLOUR: WHITE

SURFACE MOUNTED TRUNKING
COLOUR: BLACK



02	POWER SKIRTING UPDATED TO SUIT ARCHITECTURAL LAYOUT	06.05.2026
01	CONTROL SWITCH POSITION FOR HVAC. INDICATED	03.03.2026
00	ISSUED FOR CONSTRUCTION	02.02.2026

REV REVISION DETAILS DATE

CLIENT



Harraway House
10 & 12th Floor Pearce Str,
Berea
East London, 5201

Tel: 043 711 1600
Fax: 041 403 0401

P.O Box
East London
5201

APPROVAL

DESIGN ENGINEER: M.BUTHELEZI
2021300956

SIGNATURE: _____

DATE SIGNED: 06.05.2026

DESIGN REVIEWER: P.MLANGENI

SIGNATURE: _____

DATE SIGNED: 06.05.2026

CONSULTING ENGINEERS



Gauteng Office: 1 Mellis road, Mellis court office park, Rivonia
Sandton 2128
Tel: 010 500 1486
www.henryfagan.com

Western Cape Office: Suite A2, Ground Floor Building 2,Nordic Park 2,
17 Boundary Road, Century City, 7441
Tel: 021 423 0873
www.henryfagan.com

PROJECT

MHSC OFFICE BUILDING RENOVATION

DRAWING TITLE

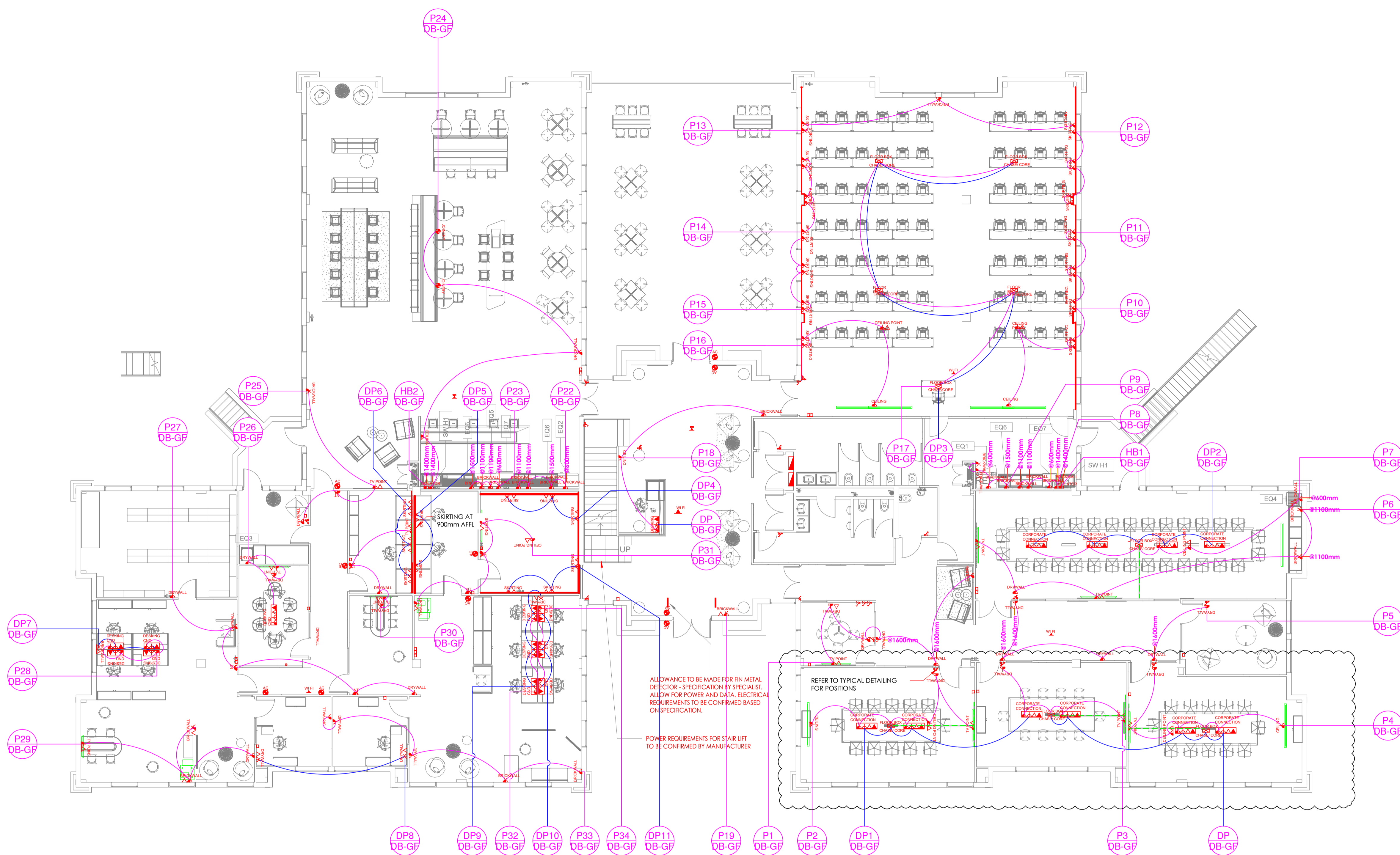
GROUND FLOOR POWER LAYOUT

ISSUED FOR CONSTRUCTION

DRAWN BY		DRAWING CHECKED BY	
B.T		P.M	
SCALE	DATE	SHEET SIZE	
1:100	01 JULY 2025	A1	

PROJECT - ORIG - ZONE - LEVEL - TYPE - DISC - CLASS - NUMBER - REVISION
25002 - HF - ZZ - L0 - DR - EE - DD - 1000 - 02

© COPYRIGHT RESERVED
THE CONTENT OF THIS DOCUMENT IS CONFIDENTIAL AND MAY NOT BE REPRODUCED WITHOUT THE AUTHORISATION OF HENRY FAGAN CONSULTING ENGINEERS.



170 PVD SCHEDULE

Legend	Type Mark	Description	Standard Installation Height	QTY	Image
EL AC	ACCESS CONTROL POINT	ALLOW FOR DATA (CAT 6A) AND POWER POINT (OLD SA 3 PIN).	<varies>	8	
EL B1	SINGLE NORMAL POWER POINT	TO BE INSTALLED IN BRICK WALL. TO BE CHASED. FITTING: SINGLE SOCKET WITH 4X4 COVERPLATE. COLOUR: BLACK MODULES ON GRAPHITE COVER. MODULE: BLACK MODULE -1 X 16A OLD SA 3 PIN - SWITCHED	300mm AFFL	6	
EL B2	DOUBLE NORMAL POWER POINT	INSTALLED IN BRICK WALL. TO BE CHASED. FITTING: DOUBLE SOCKET WITH 4X4 COVERPLATE. COLOUR: BLACK MODULES ON GRAPHITE COVER. MODULE: BLACK MODULE -2 X 16A OLD SA 3 PIN - SWITCHED	300mm AFFL	15	
EL B4	DOUBLE DEDICATED POWER POINT	INSTALLED IN BRICK WALL. TO BE CHASED. FITTING: DOUBLE DEDICATED SOCKET WITH 4X4 COVERPLATE. COLOUR: RED MODULES ON GRAPHITE COVER. MODULE: 2 X 16A OLD SA 3 PIN - SWITCHED	300mm AFFL	1	
EL C1	SINGLE 16A POWER SOCKET	TO BE INSTALLED IN CEILING VOID. STANDARD WHITE FITTING TO BE INSTALLED. MODULE: 1X OLD SA 3 PIN NOT SWITCHED	IN CEILING VOID	7	
EL C2	DOUBLE 16A POWER SOCKET	TO BE INSTALLED IN CEILING VOID. STANDARD WHITE FITTING TO BE INSTALLED. MODULE: 2X OLD SA 3 PIN NOT SWITCHED	IN CEILING VOID	6	

EL CC1	IN DESK CORPORATE CONNECTOR. MODULES: 1X OLD SA 3 PIN, 1X NEW SA 3 PIN, 1X DEDICATED RED OLD SA 3 PIN, 1X DEDICATED RED NEW SA 3 PIN, 1X USB A, 1X USB C, 1X HDMI, 1X DATA PASS THROUGH. COLOUR: GRAPHITE. (BODY AND MODULES) MOUNTING: FLUSH IN DESK SURFACE - CUTOUTS TO BE MADE PRIOR TO INSTALLATION. TECHNICAL SPECIFICATIONS: BODY MATERIAL: ANODISED ALUMINIUM. MAX CURRENT: 16AMP. OPERATING VOLTAGE: 220-240V AC, 50/60Hz. USB CONNECTOR STRENGTH: 30W SHARED. CORD LENGTH: 4m STANDARD	TOP - FLUSH	10	
EL CC4	D4 DOT EVO WITH OLD RSA 3 PIN, NEW RSA 3 PIN AND USB A + USB C COMBINATION 30W CONNECTOR. COLOUR: BLACK	FIXED INTO JOINERY AS PER PLAN	2	
EL CD1	UNDER DESK DAISY CHAIN POWER UNIT. INCLUDE MODULES: 1X DEDICATED 3 PIN, 1X NORMAL, 3 PIN, 1X NEW SA 3 PIN. DATA TO BE RETICULATED TO DESK THROUGH UNDER DESK CABLE TRAYS.		11	
EL CW	WIFI POINT TO BE INSTALLED IN CEILING		5	
EL D1	SINGLE NORMAL POWER POINT TO BE INSTALLED IN DRYWALL. FITTING: SINGLE SOCKET WITH 4X4 COVERPLATE. COLOUR: BLACK MODULES ON GRAPHITE COVER. MODULE: BLACK MODULE -1 X 16A OLD SA 3 PIN - SWITCHED. SINGLE NORMAL POWER POINT TO BE INSTALLED IN DRYWALL. FITTING: SINGLE SOCKET WITH 4X4 COVERPLATE. COLOUR: BLACK MODULES ON GRAPHITE COVER. MODULE: BLACK MODULE -1 X 16A OLD SA 3 PIN - SWITCHED	300mm AFFL	24	

EL D2	DOUBLE NORMAL POWER POINT TO BE INSTALLED IN DRYWALL. FITTING: DOUBLE SOCKET WITH 4X4 COVERPLATE. COLOUR: BLACK MODULES ON GRAPHITE COVER. MODULE: BLACK MODULE -2 X 16A OLD SA 3 PIN - SWITCHED	300mm AFFL	3	
EL D4	DOUBLE DEDICATED POWER POINT TO BE INSTALLED IN DRYWALL. FITTING: DOUBLE DEDICATED SOCKET WITH 4X4 COVERPLATE. COLOUR: RED MODULES ON GRAPHITE COVER. MODULE: 2 X 16A OLD SA 3 PIN - SWITCHED	300mm AFFL	3	
EL DP	DATA POINT. MINIMUM REQUIREMENT FOR CABLING: CAT-6A	300mm AFFL	21	
EL FBC	FLOOR BOX TO BE INSTALLED IN FLOOR. TO HAVE FLOORING INLAY TO MATCH FLOOR FINISH. TO BE CHASED. SPECIFICATION AND MODULES TO BE CONFIRMED	FLUSH WITH FLOOR FINISH	9	
EL IS	60AMP ISOLATOR SWITCH - FITTING: ONESTO MATRIX 60A ISOLATOR SWITCH MODULE WITH 4X4 COVERPLATE. COLOUR: BLACK MODULES ON GRAPHITE COVER.	AS PER PLAN	2	
EL NT	NO TOUCH ACCESS CONTROL - ALLOW FOR DATA AND NORMAL POINT	1100mm AFFL	7	
EL S2	DOUBLE NORMAL POWER POINT MODULE TO BE INSTALLED IN SKIRTING. SWITCHED. MODULE TO MATCH SKIRTING COLOUR	SKIRTING	28	
EL S4	DOUBLE 16A POWER POINT INSTALLED IN POWER SKIRTING. MODULE: 2X DEDICATED RED OLD SA 3 PIN	SKIRTING	11	
EL TV	TV POINT - ALLOW FOR DATA (CAT 6A) AND POWER POINT (OLD SA 3 PIN).	1500mm AFFL	12	
SB	EXTERIOR SECURITY BEAMS. SPECIFICATION AS PER ICT AND ELECTRICAL ENGINEER. ALLOW FOR POWER & DATA FOR BEAM POINT. MOUNTING FIXTURE AND HEIGHT AS PER MANUFACTURER.		9	

SC C	CEILING/SOFFIT FIXED SECURITY CAMERA. SPECIFICATION BY SPECIALIST. ALLOW FOR POWER AND DATA.		10	
SC W	EXTERIOR WALL FIXED SECURITY CAMERA. SPECIFICATION BY SPECIALIST. ALLOW FOR POWER AND DATA.		13	
SP	CEILING/SOFFIT FIXED PUBLIC ADDRESS SPEAKER. SPECIFICATION BY SPECIALIST. ALLOW FOR POWER AND DATA.		20	
SW 2N	TWO LEVER SWITCH. COLOUR: GRAPHITE BLACK.	1100mm AFFL	1	
SW D1	SINGLE LEVER LIGHT SWITCH DIMMABLE. FITTING: SINGLE LEVER SWITCH ON 2X4 COVER PLATE. COLOUR: GRAPHITE BLACK. 2 WAY SWITCH DIMMABLE SWITCHES TO OVERRIDE MOTION SENSORS	1100mm AFFL	6	
SW M1	SINGLE LEVER MASTER SWITCH. FITTING: SINGLE LEVER SWITCH ON 2X4 COVER PLATE. COLOUR: GRAPHITE BLACK. MASTER SWITCH TO OVERRIDE LIGHTING PER FLOOR	1100mm AFFL	1	
SW N1	SINGLE LEVER SWITCH. COLOUR: GRAPHITE BLACK.	1100mm AFFL	5	
EL CC2	IN DESK CORPORATE CONNECTOR. MODULES: 1X OLD SA 3 PIN, 1X NEW SA 3 PIN, 1X USB A, 1X HDMI, 1X DATA PASS THROUGH. COLOUR: GRAPHITE. (BODY AND MODULES) MOUNTING: FLUSH IN DESK SURFACE - CUTOUTS TO BE MADE PRIOR TO INSTALLATION. TECHNICAL SPECIFICATIONS: BODY MATERIAL: ANODISED ALUMINIUM. MAX CURRENT: 16AMP. OPERATING VOLTAGE: 220-240V AC, 50/60Hz. USB CONNECTOR STRENGTH: 30W SHARED. CORD LENGTH: 4m STANDARD	TOP - FLUSH	1	